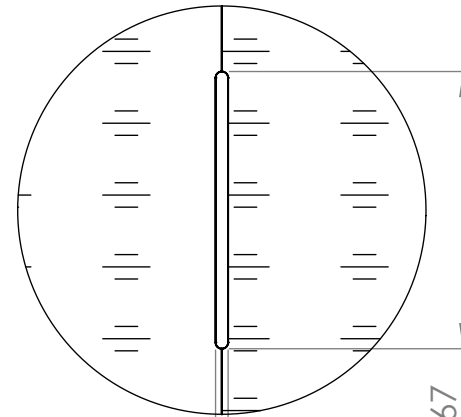
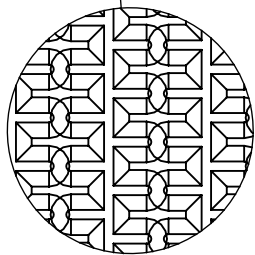
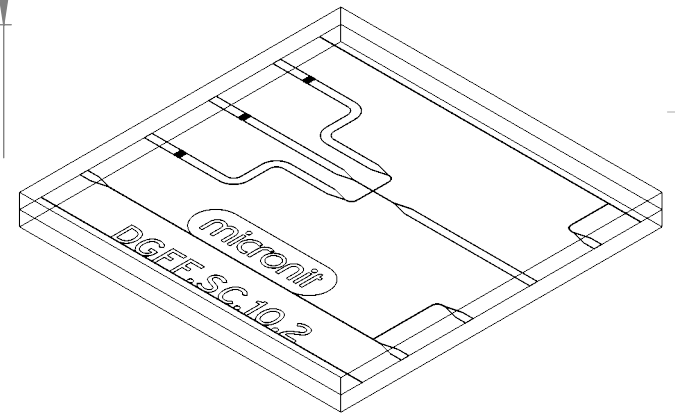


		Length [mm]	#	Volume [μl]
1	Continuous channel	9.9	2	0.05 (0.10 tot.)
2	Dispersed channel	7.5	1	0.04
3	Outlet channel	7.5	1	0.04

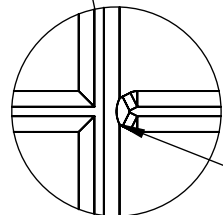


SECTION A-A
SCALE 100 : 1
Channel cross-section



DETAIL C
SCALE 250 : 1

Filter structure at continuous and dispersed phase inlet channels



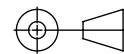
DETAIL B
SCALE 250 : 1
Nozzle close-up

Nozzle dimensions:
0.010x0.014



PROPRIETARY AND CONFIDENTIAL

THE INFORMATION CONTAINED IN THIS DRAWING IS THE SOLE PROPERTY OF MICRONIT MICROFLUIDICS BV. ANY REPRODUCTION IN PART OR AS A WHOLE WITHOUT THE WRITTEN PERMISSION OF MICRONIT MICROFLUIDICS BV IS PROHIBITED.



THIRD ANGLE PROJECTION

UNLESS OTHERWISE SPECIFIED:
DIMENSIONS ARE IN MILLIMETERS

SURFACE TREATMENT:
TOLERANCES:
LINEAR:
ANGULAR:

±.
±.

SURFACE FINISH:



Sheet format: A4

DEBUR AND BREAK SHARP EDGES

	NAME	SIGNATURE	DATE
DRAWN	BvD		21/06/2017
MOD	RINI		06/12/2017
CHK'D	WB		06/12/2017

TITLE:

Item: 01365
SideConnect
Droplet generator flow focussed
10μm nozzle

Projectnr. RD0961.006

MATERIAL:
Borosilicate glass

DWG NO.

DGFF.SC.10.2

REVISION

2

WEIGHT: 0.77

SCALE: 5:1

DO NOT SCALE DRAWING

SHEET 1 OF 1